

Rosetta Basics: IO and Navigating Rosetta

Shannon Smith

shannon.t.smith.1@vanderbilt.edu

Graduate Student

Meiler Lab, Vanderbilt University



Center for Structural Biology and Institute of Chemical Biology
Departments of Chemistry, Pharmacology, and Biomedical Informatics

Goals for this Talk



1. General Rosetta Concepts:
 - How do I run basic Rosetta applications?
 - Input/Output: file types, options, etc.

2. Learn where things are in Rosetta
 - Your working directory is independent of these Rosetta directories (AKA your data is stored outside of Rosetta)

QUESTIONS ARE ENCOURAGED!

Files for this talk are in `~/rosetta_workshop/tutorials/short_talks/RosettaIO/`



Notice these files are located outside of Rosetta (aka you do NOT want to store your input/output files in directories within `~/rosetta_workshop/rosetta/*`) !!

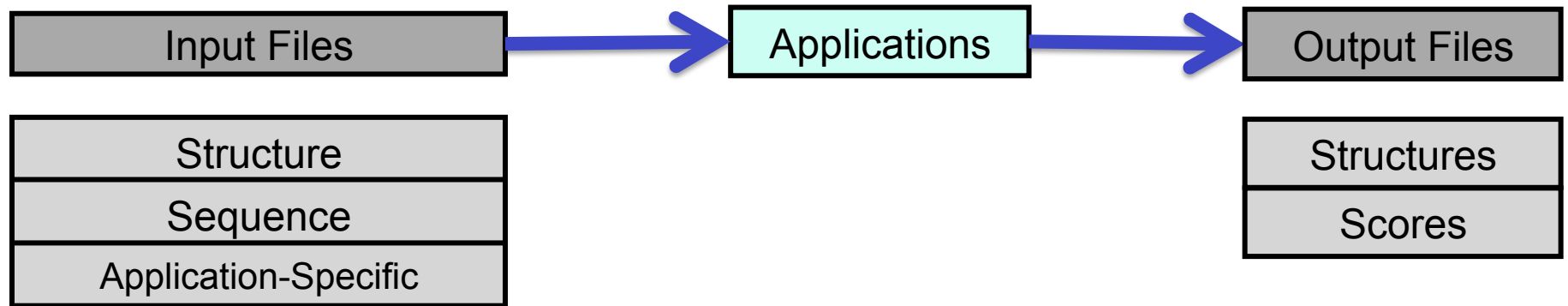
Tip: Open each file in your favorite text editor (gedit, vi, emacs, etc.) as we introduce them through the talk

How do I get Rosetta?



- <https://www.rosettacommons.org/software/license-and-download>
- Weekly Releases: (e.g. “2019.07”)
 - Latest version of the code, released roughly every week
 - Every revision passes scientific performance tests
- Numbered Releases (e.g. “3.10”)
 - A weekly release that’s relabeled, released roughly every 6 months
- All tutorials use version 2019.07.60616
- Links to documentation, forum and demos:
 - <https://www.rosettacommons.org/docs/latest/Home>
 - <https://www.rosettacommons.org/demos/latest/Home>

General Workflow



Reading structures into Rosetta



PDB files

- International standard
- Readable by PyMol, MOE, Chimera, etc
- One line per atom
- Useful for small number of structures

www.wwpdb.org/documentation/file-format

Silent files

- Specific to Rosetta
- Compact
- One line per residue
- Useful for archiving many structures
- Binary silent files: more compact, but not human-readable

https://www.rosettacommons.org/docs/latest/rosetta_basics/file_types/silent-file

How do I run a Rosetta command?



Every command has the same basic layout:

Path to the application

`<path_to_rosetta>/main/source/bin/<app_name>.default.linuxgccrelease`

Arguments

`-arg1 -arg2`

Example for your first Rosetta command:

```
<path_to_rosetta>/main/source/bin/score_jd2.default.linuxgccrelease -in:file:s \
input_files/test1.pdb -out:file:scorefile output_files/test1.sc -out:pdb \
output_files/test1_out.pdb
```

****Note:** the “\” represents a continuous line

Common command line arguments



- Input options:
 - `-parser:protocol example.xml ##` RosettaScripts XML file
 - `-in:file:s example_in.pdb ##` input a PDB structure file
 - `-in:file:fasta example.fasta ##` input a FASTA sequence file
 - `-in:file:silent example_in.silent ##` input a Rosetta silent file
 - `-in:file:extra_res_fa example.params ##` input a parameters file for uncommon compounds
 - `-nstruct 42 ##` produce 42 outputs
- Output options:
 - `-out:file:silent example_out.silent ##` output structures to silent file
 - `-out:file:scorefile example_out.sc ##` output scorefile for run

Scores can be found in output scorefiles and PDBs



output_files/test1.sc

```
SEQUENCE:|
SCORE:  score      fa_atr      fa_rep      fa_sol      fa_intra_rep  fa_elec      ...      omega      fa_dun      p_aa_pp      ref      description
SCORE: -1217.209    -2778.696    266.309     1545.149    5.900        -301.320     ...      63.032     684.989     -109.110    -32.534    3gbm_HA_3gbn_Ab_full_0011
SCORE: -1217.028    -2792.422    263.906     1549.738    5.867        -295.799     ...      66.036     682.694     -108.402    -32.534    3gbm_HA_3gbn_Ab_full_0012
SCORE: -1204.280    -2760.354    259.175     1534.072    5.913        -293.050     ...      65.391     674.840     -108.393    -32.534    3gbm_HA_3gbn_Ab_full_0013
SCORE: -1207.127    -2768.191    260.443     1541.857    5.881        -301.847     ...      67.951     686.381     -110.919    -32.534    3gbm_HA_3gbn_Ab_full_0014
SCORE: -1208.390    -2769.872    262.398     1539.668    5.879        -297.571     ...      64.073     681.731     -109.633    -32.534    3gbm_HA_3gbn_Ab_full_0015
-----
```

Bottom of output_files/test1.pdb

```
ATOM 3378 HB THR L 227 -36.166 22.580 28.848 1.00 0.00 H
ATOM 3379 HG1 THR L 227 -34.994 19.987 29.136 1.00 0.00 H
ATOM 3380 IHG2 THR L 227 -34.138 22.579 30.246 1.00 0.00 H
ATOM 3381 2HG2 THR L 227 -35.593 22.831 31.238 1.00 0.00 H
ATOM 3382 3HG2 THR L 227 -34.799 21.240 31.213 1.00 0.00 H
TER
# All scores below are weighted scores, not raw scores.
#BEGIN_POSE_ENERGIES_TABLE 3gbn_Ab_0005.pdb
label fa_atr fa_rep fa_sol fa_intra_rep fa_elec pro_close hbond_sr_bb hbond_lr_bb hbond_bb_sc hbond_sc dslf_fa13 rama omega fa_dun p_aa_pp yhh_planarity ref total
weights 1 0.55 0.9375 0.005 0.875 1.25 1.17 1.17 1.17 1.1 1.25 0.25 0.625 0.7 0.4 0.625 1 NA
pose -994.338 137.719 561.027 2.15688 -112.612 19.7634 -12.2069 -79.5391 -24.1449 -23.4441 -1.15166 -7.47192 71.8572 276.633 -29.8673 0.09431 13.9828 -201.541
GLU:NtermProteinFull_1 -1.58225 0.53996 1.45283 0.00353 0.06909 0 0 0 0 0 0 0.01109 6.53174 0 0 -1.96094 5.06505
VAL_2 -3.34255 0.45648 1.46378 0.01322 -0.08167 0 0 0 0 0 -0.16095 0.87346 0.30715 0.39992 0 0.97964 0.90848
GLN_3 -2.79445 0.10936 1.74929 0.00451 -0.52743 0 0 0 -0.35772 0 0 -0.09682 0.35321 2.59775 0.02034 0 -1.51717 -0.45911
LEU_4 -5.13483 0.73792 1.6574 0.00685 -0.16379 0 0 0 0 0 0.06265 0.2281 2.29891 -0.1217 0 0.76113 0.33264
VAL_5 -2.72905 0.12167 1.72074 0.00789 -0.45069 0 0 0 0 0 -0.27382 0.01969 0.02557 -0.49649 0 0.97964 -1.07485
```

How do I run a Rosetta command?



Toward high-resolution prediction and design of transmembrane helical protein structures

P. Barth, J. Schonbrun*, and D. Baker†

Department of Biochemistry and Howard Hughes Medical Institute, University of Washington, Seattle, WA 98195

```
$ROSETTA/main/source/bin/AbinitioRelax.linuxgccrelease -  
database ../../rosetta_database -in:file:fasta ./input_files/  
1elwA.fasta -in:file:native ./input_files/1elw.pdb -in:file:frag3 ./  
input_files/aalelwA03_05.200_v1_3 -in:file:frag9 ./input_files/  
aalelwA09_05.200_v1_3 -abinitio:relax -relax:fast -  
abinitio::increase_cycles 10 -abinitio::rg_reweight 0.5 -  
abinitio::rsd_wt_helix 0.5 -abinitio::rsd_wt_loop 0.5 -use_filters  
true -psipred_ss2 ./input_files/1elwA.psipred_ss2 -kill_hairpins -  
out:file:silent 1elwA_silent.out  
-nstruct 10
```

OR

```
$ROSETTA/main/source/bin/AbinitioRelax.linuxgccrelease @options.txt
```

Use an options file for your runs



`$ROSETTA/main/source/bin/AbinitioRelax.linuxgccrelease @options.txt`

```
-in:file:
  -fasta ./input_files/1e1wA.fasta
  -native ./input_files/1e1w.pdb
  -frag3 ./input_files/aa1e1wA03_05.200_v1_3
  -frag9 ./input_files/aa1e1wA09_05.200_v1_3
-psipred_ss2 ./input_files/1e1wA.psipred_ss2
-abinitio:relax
-relax:fast
-abinitio::increase_cycles 10
-abinitio::rg_reweight 0.5
...
-out:file:silent ./output_files/1e1wA_silent.out
-nstruct 10
```

Other files: application-specific



- Span File: Defines which residues are in the membrane
- Loops File: Identifies the loop residues for loop closure
- Params File: Custom parameters for small molecules or non-canonical amino acids
- Constraint File: Experimentally derived restraints
- Fragment File: Short protein segments used for comparative modeling and de novo folding
- Res Files: Indicates which residue positions should be designed

Tracer output (log files)



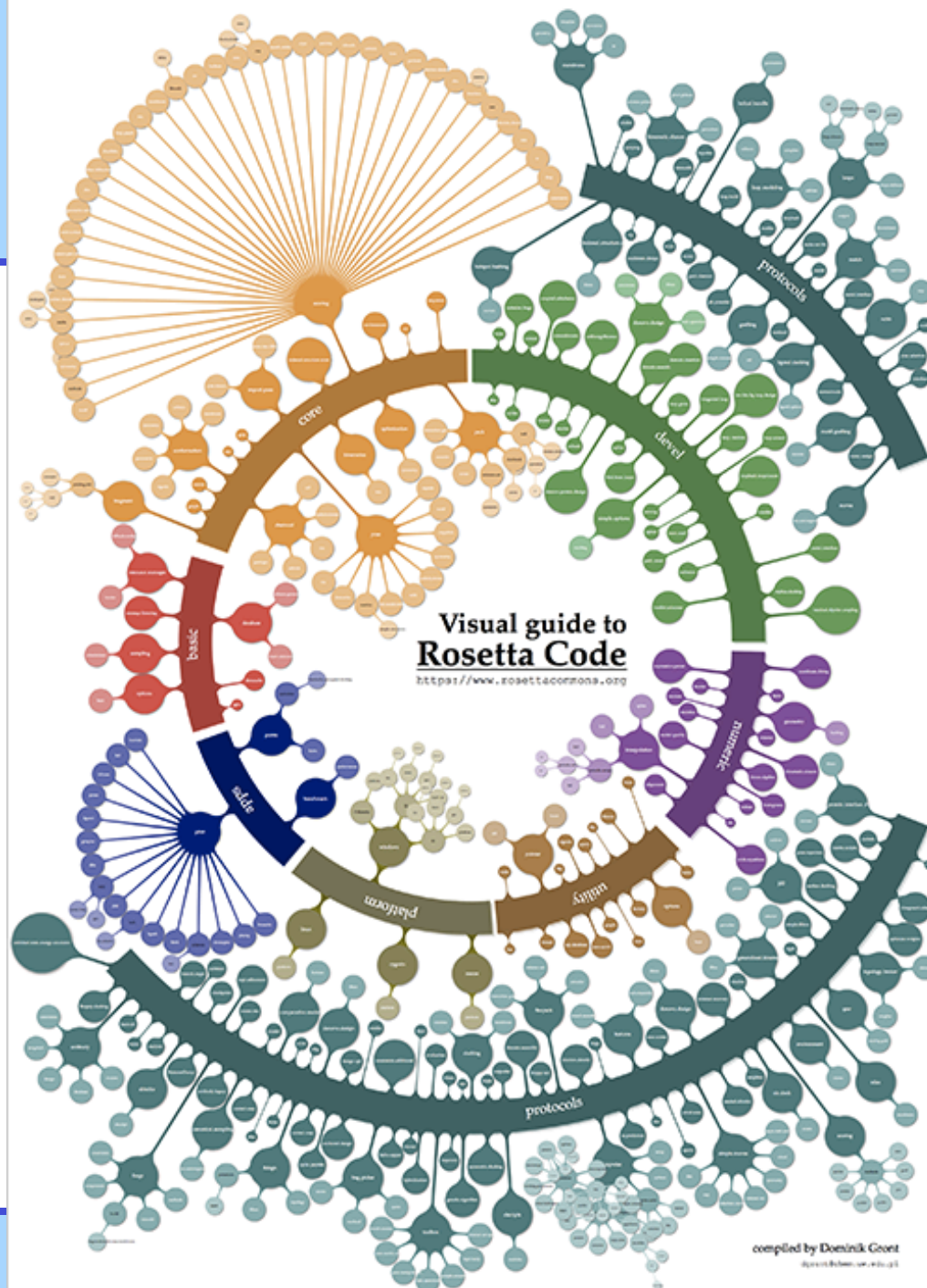
```
core.init: Rosetta version exported from http://www.rosettacommons.org
core.init: command: /dors/meilerlab/apps/rosetta/rosetta_2016.08.58479/main/source/bin/rosetta_scripts.default.linuxgccrelease @docking.options -parser:protocol docking
core.init: 'RNG device' seed mode, using '/dev/urandom', _seed=1059677151 seed_offset=0 real_seed=1059677151
core.init.random: RandomGenerator:init: Normal mode, seed=1059677151 RG_type=mt19937
core.init: Resolved executable path: /dors/meilerlab/apps/rosetta/rosetta_2016.08.58479/main/source/build/src/release/linux/2.6/64/x86/gcc/5.2/default/rosetta_scripts.d
core.init: Looking for database based on location of executable: /dors/meilerlab/apps/rosetta/rosetta_2016.08.58479/main/database/
protocols.jd2.PDBJobInputter: Instantiate PDBJobInputter
protocols.jd2.PDBJobInputter: PDBJobInputter::fill_jobs
protocols.jd2.PDBJobInputter: pushed 3gbm_HA_3gbn_Ab.pdb nstruct indices 1 - 50
protocols.evaluation.ChiWellRmsdEvaluatorCreator: Evaluation Creator active ...
protocols.jd2.JobDistributor: Parser is present. Input mover will be overwritten with whatever the parser creates.
protocols.jd2.PDBJobInputter: PDBJobInputter::pose_from_job
protocols.jd2.PDBJobInputter: filling pose from PDB 3gbm_HA_3gbn_Ab.pdb
core.chemical.ResidueTypeSet: Finished initializing fa_standard residue type set. Created 384 residue types
core.chemical.ResidueTypeSet: Total time to initialize 0.43 seconds.
core.conformation.Conformation: Found disulfide between residues 7 461
...
protocols.rosetta_scripts.ParsedProtocol.REPORT: =====End report for =====
protocols.rosetta_scripts.ParsedProtocol.REPORT: =====Begin report for =====
protocols.rosetta_scripts.ParsedProtocol.REPORT: =====End report for =====
protocols.jd2.JobDistributor: 3gbm_HA_3gbn_Ab_full_0050 reported success in 381 seconds
protocols.jd2.JobDistributor: no more batches to process...
protocols.jd2.JobDistributor: 50 jobs considered, 50 jobs attempted in 16297 seconds
~
~
~
```

Options to control tracer output:

- Silence certain tracers:
 - mute core.chemical.ResidueTypeSet
- Change verbosity level (Error/Warning/Info/Debug/Trace)
 - out:levels all:Warning core.init:Info



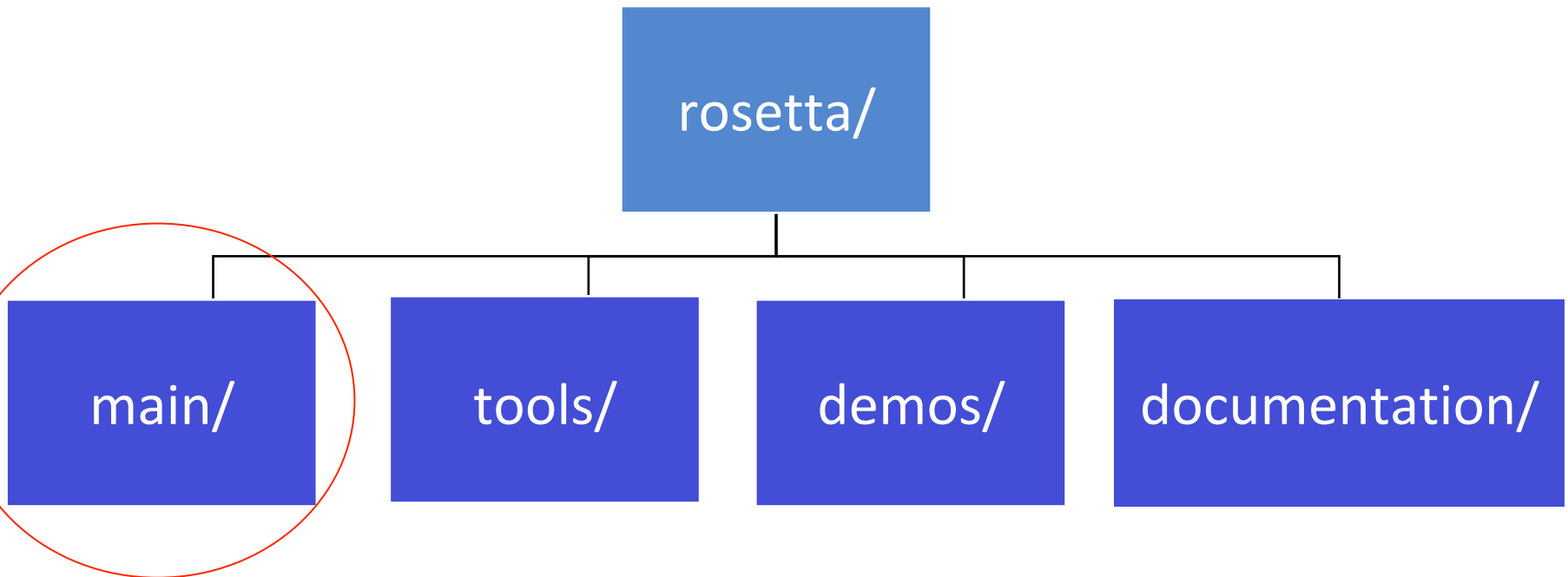
Any Questions?



Basic Rosetta Structure



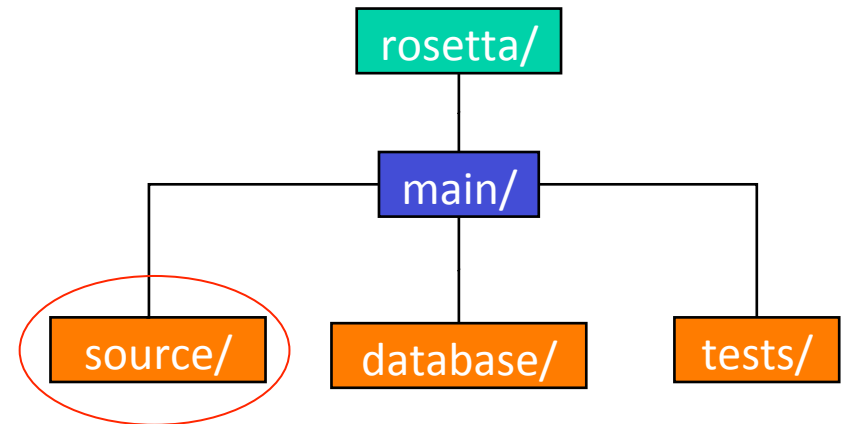
```
cd ~/rosetta_workshop/rosetta/
```



~/rosetta_workshop/rosetta/main/



- [Rosetta/main/source/bin/](#)
 - Most applications you will run are calling programs within the bin directory
 - *rosetta_scripts.default.linuxgccrelease
 - *score_jd2.default.linuxgccrelease
 - relax.default.linuxgccrelease
- [Rosetta/main/source/scons.py](#)
 - Used for compiling
- [Rosetta/main/source/src/](#)
 - This is where all of the code lives
- [Rosetta/main/source/scripts/](#)
 - Some useful scripts live here (e.g. params file generation)



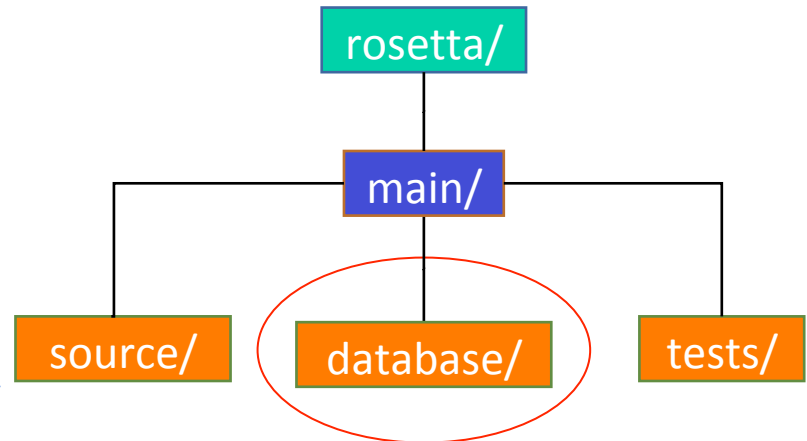


~/rosetta_workshop/rosetta/main/database/

The Rosetta database contains pre-defined information that an application needs for runs—users generally don't change things here.

Note: If you've compiled regularly, applications know where to search for things in the database without you telling it where to search.

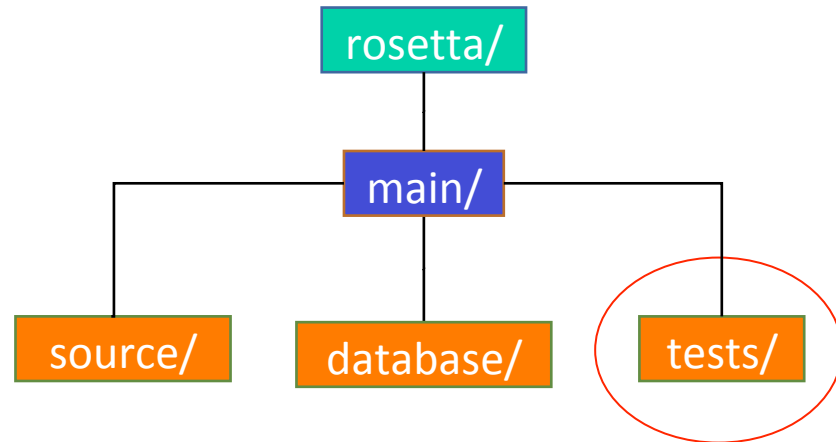
- [Rosetta/main/database/scoring/](#)
 - Default weights files
 - Rotamer libraries
- [Rosetta/main/database/chemical/](#)
 - Residue information--params files
 - Atom sets





~/rosetta_workshop/rosetta/main/tests/

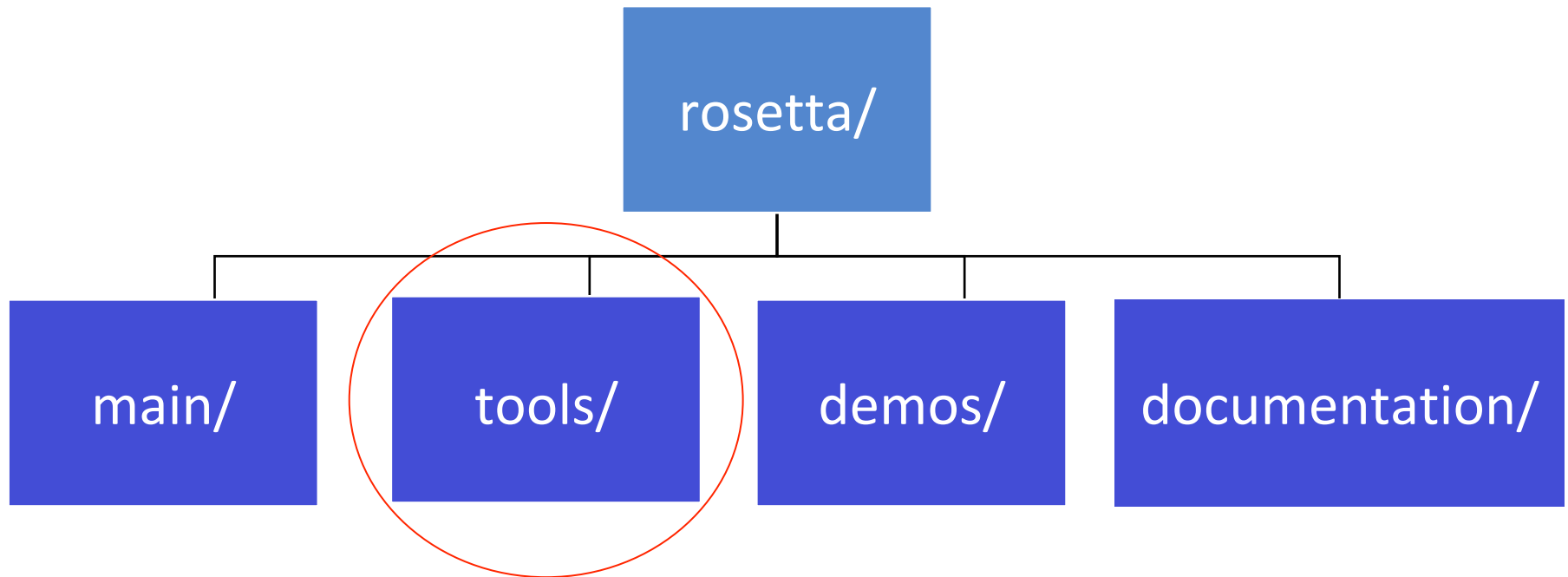
- **Rosetta/main/tests/**
 - This is where developers are developing and testing their new protocols



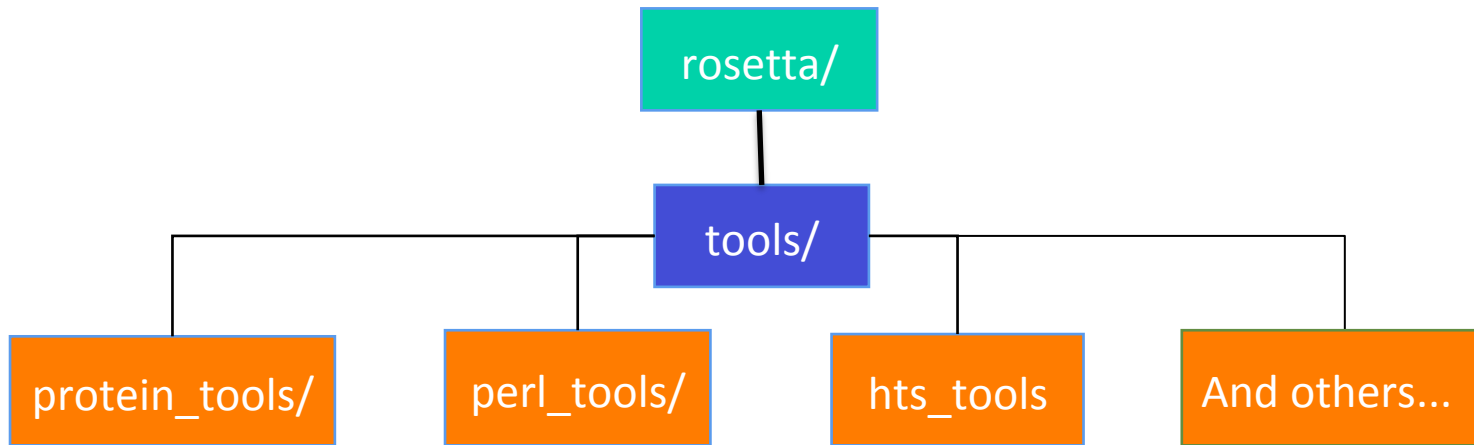
Basic Rosetta Structure



```
cd ~/rosetta_workshop/rosetta/
```



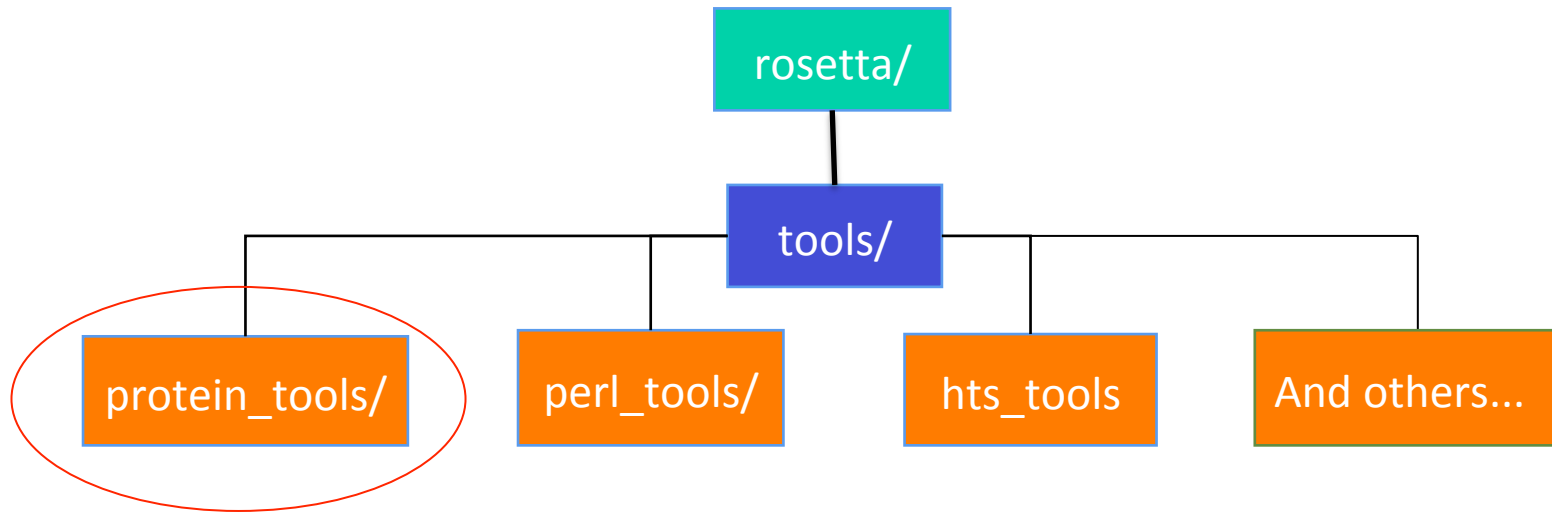
~/rosetta_workshop/rosetta/tools/



- These scripts are incredibly help for smaller, more basic tasks
- Used mainly to setup or analyze runs



~/rosetta_workshop/rosetta/tools/protein_tools/scripts/



Some useful scripts to be aware of:

clean_pdb.py*

- Makes a PDB “Rosetta-proof” and used at the beginning of almost any protocol

pdb_renumber.py

- Renumbering your PDB starting from 1

score_vs_rmsd.py

- Setup for score vs. RMSD plots

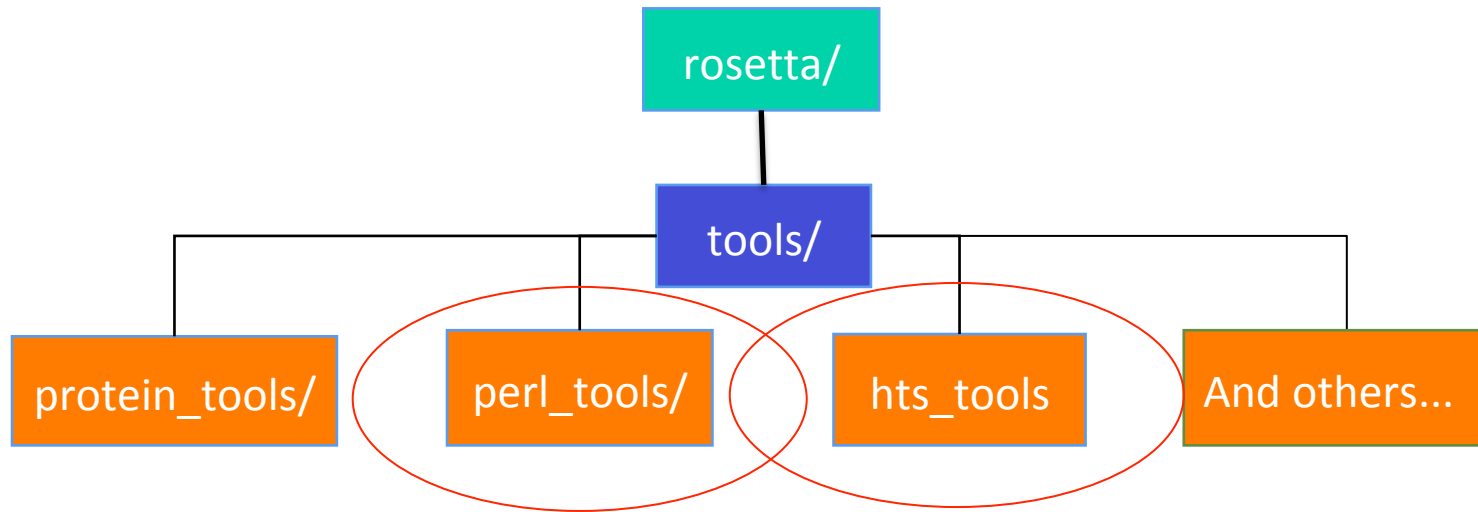
top_n_percent.py

- Extracts tags (protein names) for top given percent of models based on score term



~/rosetta_workshop/rosetta/tools/perl_tools/

~/rosetta_workshop/rosetta/tools/hts_tools/



Some useful scripts to be aware of:

[Rosetta/tools/perl_tools/](#)

- `addchain.pl`
- `getFastaFromCoords.pl`
- `getCAcoords.pl`

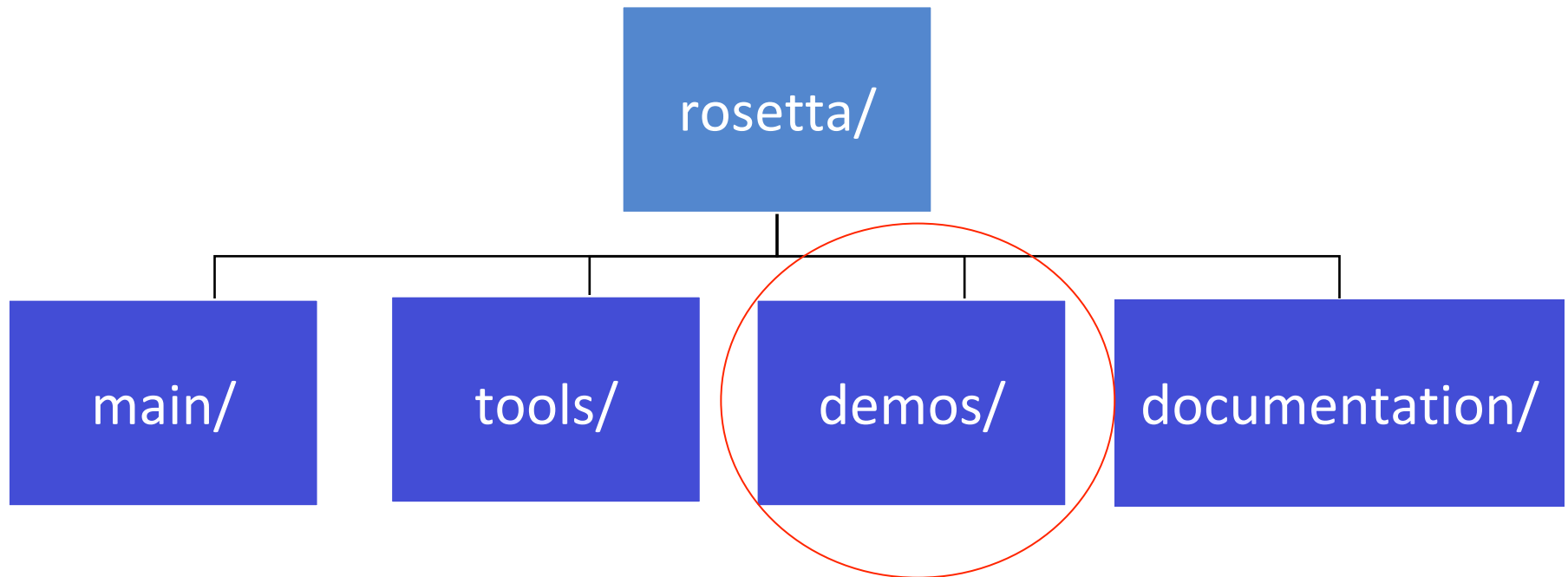
[Rosetta/tools/hts_tools/](#)

Scripts used mainly to setup high throughput screen runs (> 1000 compounds)

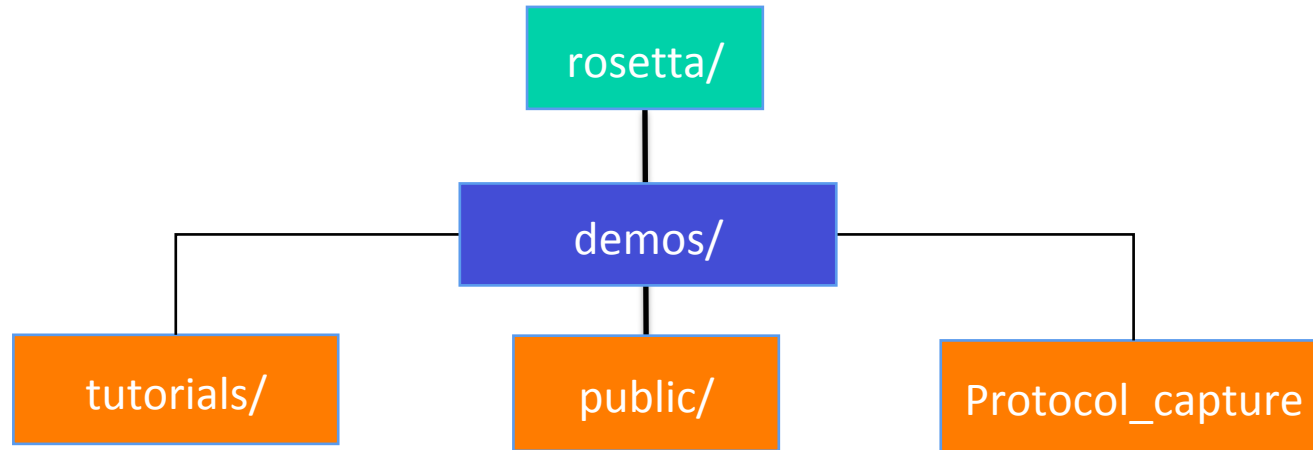
Basic Rosetta Structure



```
cd ~/rosetta_workshop/rosetta/
```



~/rosetta_workshop/rosetta/demos



tutorials/

- Past tutorials

public/

- Protocol examples

protocol_capture/

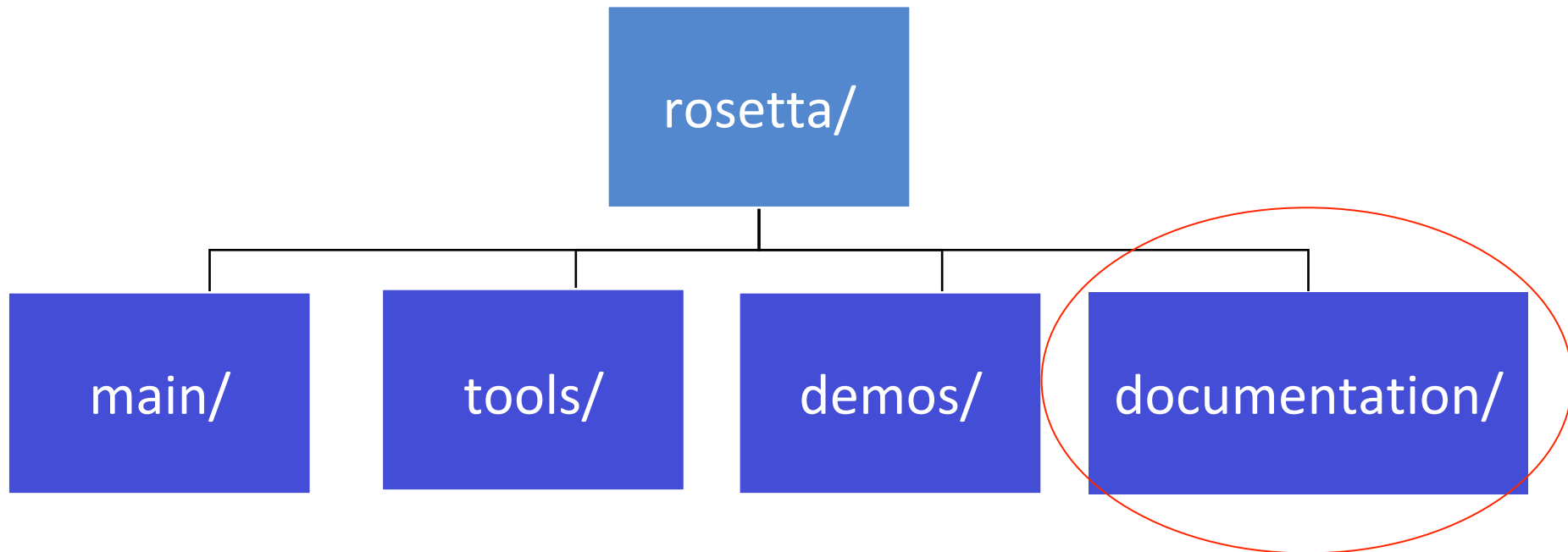
- protocols associated with a publication

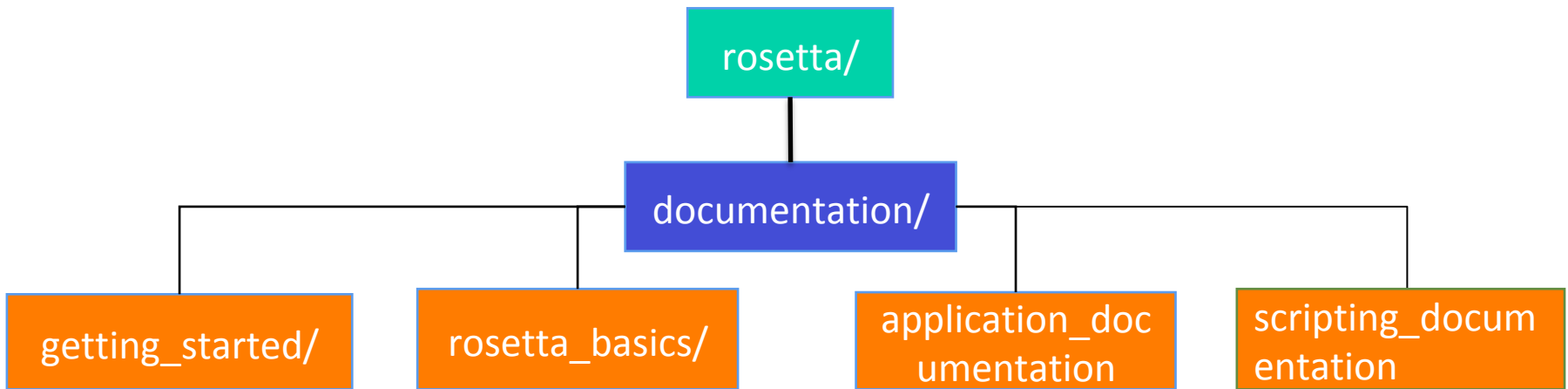
DISCLAIMER: May be out of date, always check Wiki/RosettaCommons/forum for latest information!

Basic Rosetta Structure



```
cd ~/rosetta_workshop/rosetta/
```





Very useful to go through when you're just getting started in Rosetta or any structural biology software

Understanding general Rosetta concepts

- Where to find FAQs (How long does this run take?)
- Options list, file types

Protocols you can use

- General structural biology FAQs
- How do I do X?



Other Rosetta Resources:

- <https://www.rosettacommons.org/docs/latest/Home>
 - Forum
 - Documentation
 - User guides
 - Everything Rosetta-related you could ever dream of!

GO HAVE FUN!